

BAR II EXTENDED ADMISSION APPLICATION 2010/2011 SESSION.

- Click the “Apply Here” module on the home page.



- Next, click on “Bar II Application”.



- Next, upload a 120px X 140px passport photograph in the form displayed; Fill in your bio-data, and all other information requested then click “Continue” to proceed

A screenshot of a web form titled "PERSONAL INFORMATION". The form contains several fields for user data. At the top, there is a section for uploading a passport photograph, which includes a small image of a young girl and a "Browse" button. Below the photo upload section, there is an "Upload" button. The form fields are: "Matric Number" (999999999), "Sessions" (2010/2011), "Surname" (Olu), "Othernames" (Bimbo), "Date Of Birth" (01 January 1980), "Religion" (CHRISTIAN), "Institution" (Delta State University), "Title" (MISS), "First name" (Ola), "Gender" (FEMALE), and "Marital Status" (SINGLE). At the bottom, there is a question: "Have you ever applied for Admission into Nigerian Law School:" with radio buttons for "Yes" and "No" (selected). Below this is a text field for "If yes, Please State Period:". A "Continue>>" button is located at the bottom right of the form.

- A payment invoice is displayed, kindly read the terms properly and then click the “Proceed to Payment” tab.

- Next, choose Zenith's Xpath mode of payment from the payment options displayed and click “Start Payment”.



- The total amount to be paid is displayed; click the “Continue” button.
- Enter your Scratch card pin and click “Make payments”.

Scratch Card Pin:

Make Payments

- A message is displayed stating the status of your payment.


Transaction Payment

Your Payment Process was successful!! Please wait for your Payment Slip

- Your payment slip is displayed with your details and reference number. Print and keep for reference purpose.

RECEIPT SLIP

COUNCIL OF LEGAL EDUCATION



NIGERIAN LAW SCHOOL
BWARI
P.M.B. 170 GARKI
ABUJA NIGERIA

Institution: Abia State University
Matric Number: 99999999
Surname: o
Firstname: l
Othernames: d
Reference Number: 622876151718928
Amount Paid: N15000

[\[Print Slip\]](#)

[Continue >>](#)

- Next enter all the details requested on the page including next of kin and campuses of choice in order of preference then you either click “Save and Exit” to continue another time or “Save and Continue” to proceed.

Contact Data:

The School will use the address in all communications with you unless a notification of change of address is received from you.

Postal Address: No 4, surulere

Present Contact Address: No 4, Surulere

Email Address: T@yahoo.com Telephone No.(s) 08033344444

Confirm E-mail: T@yahoo.com

Home Town: kabba

State Of Origin: KOGI LGA: KABBA/BUNU

Home Address in Nigeria (NOT P.O. BOX): No 4, surulere, Lagos

If Nigerian Citizenship has been acquired by Registration or Naturalization, state Nationality before the registration or naturalization. Upload the registration or naturalization certificate as the case may be.

Nationality: Nigerian Previous Nationality: Nigerian

Next Of Kin Data:

Name: Mr D Phone No(s): 08099977722

Address: No 3, Ikoyi, lagos

Relationship: Uncle

The Nigerian Law School Operates four(4) Campuses, Please indicate at least three(3) Campuses of choice in order of preference. Your choice does not necessarily bind the Council.

First Choice: LAGOS Second Choice: ABUJA

Third Choice: KANO Fourth Choice: ENUGU

NB: Give reasons for your choice

Reason(s): i want to

- Fill in the requested details of your secondary school and post secondary education, then click the “Continue” button.

POST SECONDARY EDUCATION (NOT YEAR OF PRIVATE STUDY)

NOTE: If you are presently studying in a University, you should state the name of your Institution, the degree for which you are studying and the expected date of graduation.

S/No	Name Of Institution	From	To	Title	Class Of Degree(s)	Year Obtain
1	Abia state University	2002	2008	zxczxc	zdfzxc	2008

- If you've had work experience, state it in the form displayed.

State in chronological order employments and post held,(if any) since you left Secondary School, Teachers Training College or any other institution of high learning including a University.

S/No	Name of Employer	Address of Employer	From	To	Position Held
1	dfdsf	dfdsf	2001	2002	dfgdgd
2	sdfsdf	gfggccc	2002	2002	sdfgfg

- If there was a period you were unemployed; had private study; or period not accounted for in the form you've filled so far, fill in the details in the form displayed.

State periods of Unemployment, private study or period not accounted for since you left secondary school, Teachers Training College or any other higher learning including a University in a chronological order.

S/No	From	To	Your where about	What you were doing	Title of Course of study	Class
1	2008	2008	dfsdfsdfs	dsffdfdf	dfdfdf	ddfdf

- Then answer the subsequent questions and state reasons if your answer is yes.

REFEREE

(a) Head/Dean of Law Faculty:

Name: Office/Position:
 Address:

(b) Employer or Previous Employer:

Name: Office/Position:
 Address:


NOTE: Provide all necessary information as any period which is unaccounted for may result in the rejection of this application

- A message is displayed “Are you sure you want to submit your application now? If you do, your form will become un-editable”. Click on “Continue” if you are sure you want to submit your application now OR click “Save and Exit” if you would still like to be able to make changes to your form.

- Then the Acknowledgement slip is displayed thus:

ACKNOWLEDGEMENT SLIP

Please take note of your Application Number and Reference Number for future use on the Portal.



Surname:	o
First Name:	l
Other names:	d
Date Of Birth:	1950/01/01
Gender:	MALE
Reference No.:	622876151718928
Application Number:	A/2010/6517
Status:	Your Application was successfully Submitted

[\[Print Slip\]](#)

Print Completed Application Form

[Download Form](#)

- Click “Download Form” at the bottom of the acknowledgement slip to download your application form (Form B1 & B2).

- Click “Print Completed Application Form” to print form A

NOTE: If you are unable to print completed application form or cannot find the tab it means that you are yet to submit your application form.

TO PRINT ACKNOWLEDGEMENT SLIP

- Click on the “Apply Here” tab



- Click on the “Application status” and select “Check your Bar II Application Status”.



- Enter your “Application” and “Reference Number” and click “OK”

A screenshot of a form with two input fields. The first field is labeled "Application Number:" and contains the value "234344678087". The second field is labeled "Reference No:" and contains the value "76888888888". A green "Ok" button is located at the bottom right of the form.

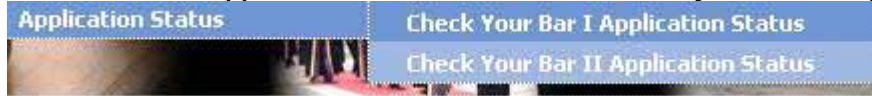
- Applicant’s status is displayed
- Click “Print Acknowledgement slip” to print your acknowledgment slip

TO CHECK YOUR APPLICATION STATUS.

- Click on the “Apply Here” tab



- Click on the “Application status” and select “Check your Bar II Application Status”.



- Enter Application and Reference number and click OK

Application Number:	<input type="text" value="234344678087"/>
Reference No:	<input type="text" value="76888888888"/>
<input type="button" value="Ok"/>	

- Applicant’s status is then displayed.

NOTE:

- A frequently asked question (FAQ) tab is available on the portal for further clarity.
- For Technical support, please call **01-7450892** or send a mail to:
nls_support@mynovasys.com

